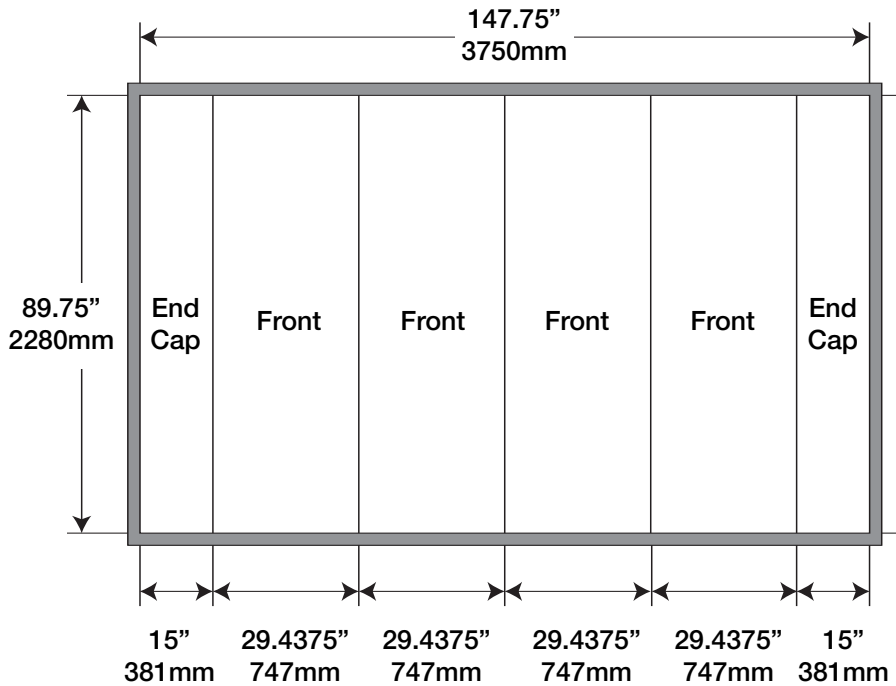


Full Graphic Mural

Classic Configuration



Minimum Document Size*

(with Bleed)

Width: 149.75" x Height: 91.75"
3801mm x 2331mm

(50% with Bleed)

Width: 74.875" x Height: 45.875"
1901mm x 1166mm

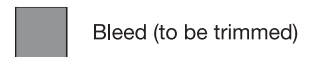
(25% with Bleed)

Width: 37.4375" x Height: 22.9375"
951mm x 583mm

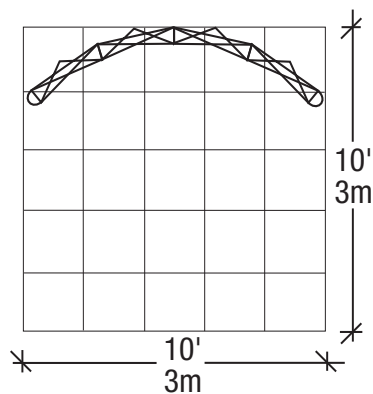
Finished Size

Width: 147.75" x Height: 89.75"
3750mm x 2280mm


*Your document size should encompass the crops and bleed area.



FLOOR PLAN

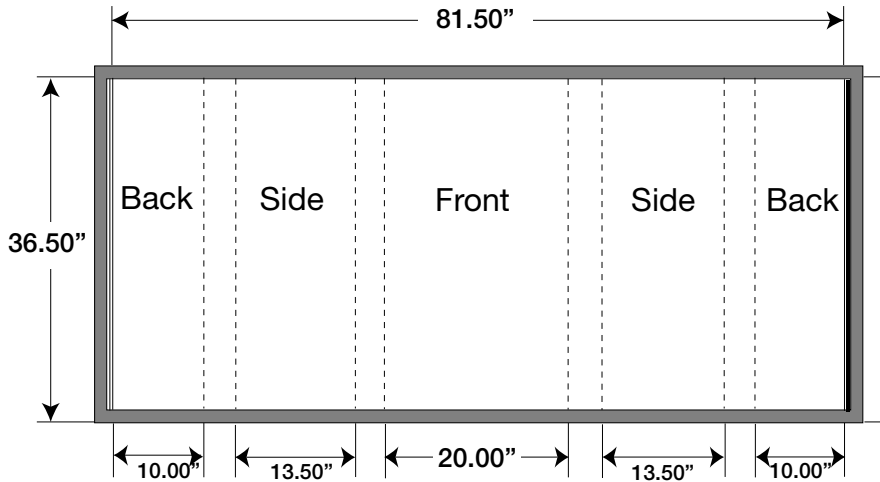


ELEVATION



RollOne Panel Counter

Counter Configuration



Minimum Document Size* (with Bleed)

Width: 83.50" x Height: 38.50"

(50% with Bleed)
 Width: 41.75" x Height: 19.25"

(25% with Bleed)
 Width: 20.875" x Height: 9.625"

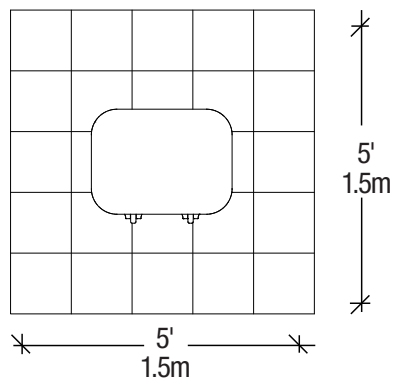
Finished Size

Width: 81.50" x Height: 36.50"

Live Front Size

Width: 20.00" x Height: 36.50"

FLOOR PLAN



ELEVATION



Note: When positioned on RollOne case, graphic will overlap horizontally by 1 1/8".

Inkjet Graphic attaches with Magnets and Dye Sub Graphic attaches with velcro.